

**KEY FEATURES**

IP54 rated for indoor and temporary outdoor use

All weather protection through innovative chassis, sealing and cooling construction

Impact resistant lightweight polycarbonate chassis

High Efficiency 6,500K Variable CRI White LED Engine

TruTone remote color fidelity adjustment up to CRI 93

Up to 20500 Total Lumen Fixture Output at CRI 80

Flat Field Engine for precise projection

Ultra-fast CMY Array and Variable Linear CTO

7-Position Color Wheel with UV Filter, Quad Color

Complete FX System featuring Rotating and Fixed Gobo Wheels, Animation, Iris, Dual Prism, Dual Frost

Interchangeable Animation Disc (optional)

Indexable 240° Full Blackout Framing System

Wide Zoom Range from 5° to 50°

Interchangeable Fresnel Wash and PC Beam Lens (optional)

FIL (Foam In Lay) Polyurethane Foam Packaging Included

The **PARAGON S™** is an extremely compact, lightweight and powerful IP54-rated LED profile fixture offering outstanding projection and beam qualities. Protected from all types of inclement weather, it is an ideal fixture for any show or temporary outdoor events even in most adverse environments.

Providing up to 20500 lumens output (at CRI 80) from its custom-designed Variable CRI LED engine, the **PARAGON S™** is the ideal fixture for a variety of applications requiring superior output, bright and powerful beams, quiet operation, as well as stunningly precise gobos, colors and framing cuts.

The TruTone variable CRI allows selecting the best blend of light output and color accuracy, depending on the requirement of the show or scene. It is seamlessly adjustable up to CRI 93 and offers the designer a true variable color fidelity, greatly enhancing the tones of any mixed color with infinite adjustments of the underlying white spectrum. PARAGON incorporates the fastest and quietest CMY color mixing arrays ever designed for an Elation fixture.

The **PARAGON S™** offers a powerful FX package, including seven rotating glass gobos, nine fixed metal gobos, a fully interchangeable animation wheel, dual prisms, dual frost effects, and a high-speed iris. The animation wheel can be swapped for custom designs or an optional seven-gobo position disc for customization. Its 240-degree indexable framing system ensures precision with full-blackout shutter cuts, while its dynamic zoom range of 5° to 50° makes it a standout performer on any stage.


The **PARAGON S™** ships in a cardboard box with a custom-fitted polyurethane foam FIL (Foam In Lay) insert. The foam insert easily fits into a custom flight case (not included) and provides enhanced impact protection during transport.



550W Variable CRI LED IP Framing Profile Fixture with CMY

GOBOS / COLORS / PRISMS / ANIMATION


ROTATING GOBOS



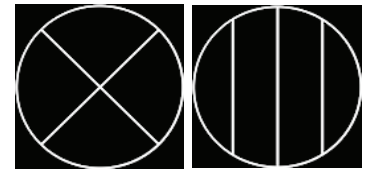
ANIMATION WHEEL



FIXED GOBOS



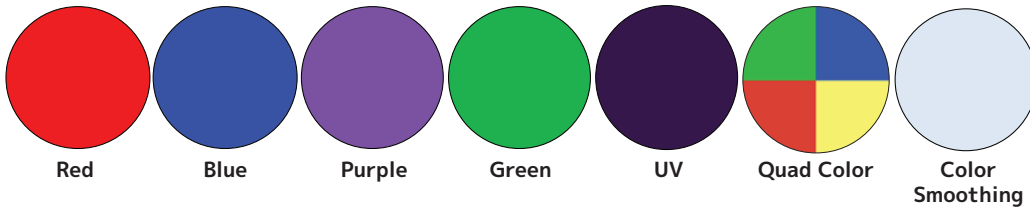
PRISMS



4 Facet Round

4 Facet Linear

COLORS



Red

Blue

Purple

Green

UV

Quad Color

Color Smoothing

ORDERING INFORMATION

PAR101	1237000347	Paragon S
PAR160	1237000366	Paragon S Fresnel Lens
PAR184	1237000365	Paragon S PC Lens
PAR136	1237000369	Paragon S Snoot





550W Variable CRI LED IP Framing Profile Fixture with CMY

SPECIFICATIONS

SOURCE

High Efficiency 550W 6,500K Variable CRI

White LED Engine

30,000 Hour Average LED Life*

*Test lab conditions. May vary depending on several factors including but not limited to: Environmental Conditions, Power/Voltage, Usage Patterns (On-Off Cycling), Control, and Dimming.

PHOTOMETRIC DATA

20500 Total Lumen Fixture Output @ CRI 80

TruTone variable CRI up to CRI 93

Front Lens 4.7" (120mm)

Profile Lens (standard)

Zoom Range 5° - 50°

Beam Angle 4.9° - 44.7°

Field Angle 5.2° - 47.8°

Cutoff Angle 5.3° - 48.6°

PC Lens (optional)

Zoom Range 6° - 45°

Beam Angle 4.2° - 40.6°

Field Angle 6.1° - 44.7°

Cutoff Angle 6.9° - 47.2°

Fresnel Lens (optional)

Zoom Range 8° - 50°

Beam Angle 4.8° - 39°

Field Angle 8.2° - 50.2°

Cutoff Angle 11.4° - 59.4°

EFFECTS

Motorized Zoom

4 Full Blackout Framing Blades, +/-40° Index

+/-120° Framing Module Index

Full 360° Bi-Directional Animation Wheel

4-Facet Round and Linear Rotating Prisms

2 Variable Frost Filters (Light and Wash)

Motorized Iris with Variable Pulse Effects

Variable 16-bit Dimming Curve Modes

High Speed Electronic Shutter and Strobe

DMX Controllable LED Refresh Rate

Pan Angle: 540°

Tilt Angle: 260°

COLOR

CMY Color Mixing

Linear CTO Color Correction 6500K - 2600K

7 Dichroic Colors including UV Filter, Quad Filter

TruTone CRI 73-93

GOBOS

7 Rotating / Indexing Interchangeable Glass Gobos

9 Fixed Metal Gobos

CONTROL / CONNECTIONS

4 DMX Channel Modes (41/64/41/64)

16-bit Pan, Tilt and Dimming Control

5 Fan modes for ultra quiet operation

DMX, RDM, Art-NET, sACN Protocol Support

(4) Button Touch Control Panel

Full Color 180° Reversible LCD Menu Display

NFC on bottom and front of fixture base

Hibernation Mode (Power Save)

IP65 Locking 5pin XLR In/Out

IP65 Locking RJ45 Ethernet In/Out

IP65 Locking Power In

SIZE / WEIGHT

Length: 10.2 in (260mm)

Width: 15.4 in (390mm)

Height: 23.4 in (595 mm)

Center-to-Center: 20.7 in (526mm)

Weight: 50.8 lbs. (23.0 kg)

MOUNTING

2x 180mm Omega Bracket

2x M12 Screw Hole

Fixture can be mounted in any orientation

ELECTRICAL

AC 100-240V 50/60Hz

Max Power Consumption 900W

-4°F to 113°F (-20°C to 45°C)

APPROVALS / RATINGS

CE | cETLus | FCC | UKCA | IP54



Specifications are subject to change without notice ©Elation Professional 05/18/2026

Elation Professional USA | 6122 S. Eastern Ave. | Los Angeles, CA. 90040
323-582-3322 | 323-832-9142 fax | www.elationlighting.com | info@elationlighting.com



Elation Professional B.V. | Junostraat 2 | 6468 EW Kerkrade, The Netherlands
+31 45 546 85 66 | +31 45 546 85 96 fax | www.elationlighting.eu | info@elationlighting.eu

